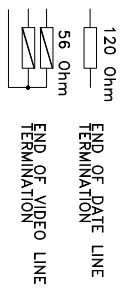


1. IT IS VITAL THAT THE CLOSING RESISTANCES SHOWN ON THE DRAWING AS 56R & 120R ARE CONNECTED AS INDICATED.

2. THE TWISTED PAIRS MUST NOT BE UNTWISTED TO SIMPLIFY INSERTION INTO TERMINALS; KEEP THEM TWISTED TOGETHER ALL THE WAY INTO THE TERMINALS



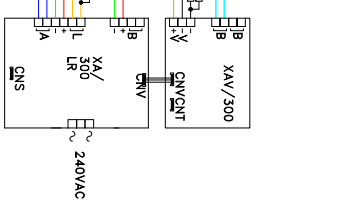
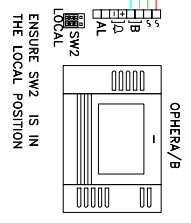
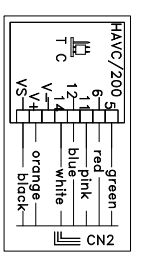
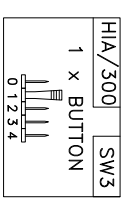
IN THIS CONFIGURATION SHOWN

PLEASE NOTE THE MAXIMUM DISTANCE BETWEEN ENTRY PANEL AND XA/300 CANNOT EXCEED

(150M USING 4 PAIR CAT5 + 2 CORES @ 1.0MMSQ)

PLEASE NOTE THE MAXIMUM DISTANCE BETWEEN XA/300 AND FURTHEST MONITOR CANNOT EXCEED

(100M USING 4 PAIR CAT5 + 2 CORES @ 1.0MMSQ).



NOTE SWTS 3 & 5 OFF

NOTE SWTS 3 & 5 OFF

PREPARED FOR	BPT (UK) LTD.	DATE: 26/03/08	DRAWN:RC
INSTALLER INFORMATION	HERTS. ENGLAND	REVISED:	
DRAWING TITLE: 4 X 1 BUTTON TARGHA VIDEO ENTRY PANEL & 1 OTHERA MONITOR		DRAWING No: C-174P1C	